




Slashing for fire prevention:

Slashing vegetation assists in the management of fine fuels. This means that if a fire were to occur, it would be much less intense compared to vegetation that has not been slashed. This provides increased fire protection for assets, crops and properties.

However, slashing in itself is a fire risk. Below is a guide for property owners to follow to reduce the fire risk posed by slashing dry vegetation in preparation for the upcoming fire season.



Guidelines for slashing your property:

Before you start, ensure:

- Temperature is less than 30°C
- Wind is less than 20km/h
- Slash either early morning or late afternoon
- Must have a minimum of 9L of water
- Regularly check slashed area for any fires started
- Keep an eye on the current weather conditions

Conduct a walkthrough of the area

Check for items such as:

- Posts and fences
- Wires
- Rocks
- Uneven surfaces
- Other hazards

Maintain machinery

Ensure machinery is:

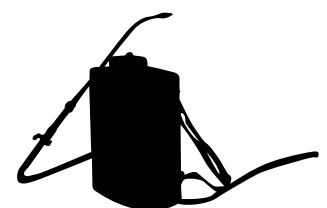
- Free from debris
- Free from faults or mechanical faults (undertake a slasher maintenance schedule)
- Has chains on the back
- PTO remains clear and greased regularly

Must have 9L of water:

9L water fire extinguisher:



or firefighting knapsack:







Slashing guide:

- Lower cuts means a higher chance of starting a fire
- Slash at 100mm or higher
- Consider your surrounding properties and other external risks

Cut against the wind



Cut your area in half first



Slashing recommendations:

- Slash early in the season
- Do NOT slash on a declared Total Fire Ban day
- Avoid slashing during FDP period (its better to have a little green underneath compared to tinder dry)
- Always carry a phone and radio when slashing
- Water cart with 500L is recommended

What to do if you start a fire:

- Dial 000 and know your location or address



To find out more information on guidelines for preparing other farming equipment and preventing fires:

Scan the QR Code to the left to access the CFA Webpage on "Operating Farming Machinery, Equipment and Vehicles"

To find out more information on what you can or can't do during the Fire Danger Period and Total Fire Ban Days:

Scan the QR Code to the right to access the CFA Webpage on "Can I or Can't I?"

